


# HSE WORKPLACE FATALITY FIGURES 2019/20

The Health & Safety Executive's (HSE) annual workplace fatalities statistics for 2019/20 revealed a record low for the number of people that have died at work.

## 111 workers killed

(RIDDOR 2019/20)



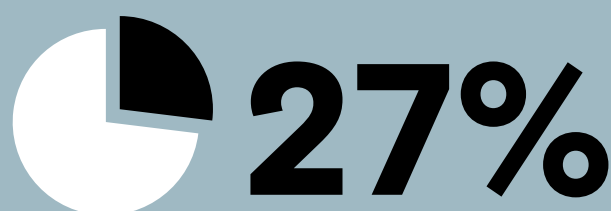
↙ 38

The fall of 38 deaths from the previous year is likely to have been accentuated by the impact of COVID-19

### CAUSES OF FATAL INJURIES:



### FATAL INJURIES BY INDUSTRY:



The risks to older workers (aged 60 or over) continues to be highlighted with 27% of the total fatal injuries, despite only making up around 10% of the workforce.

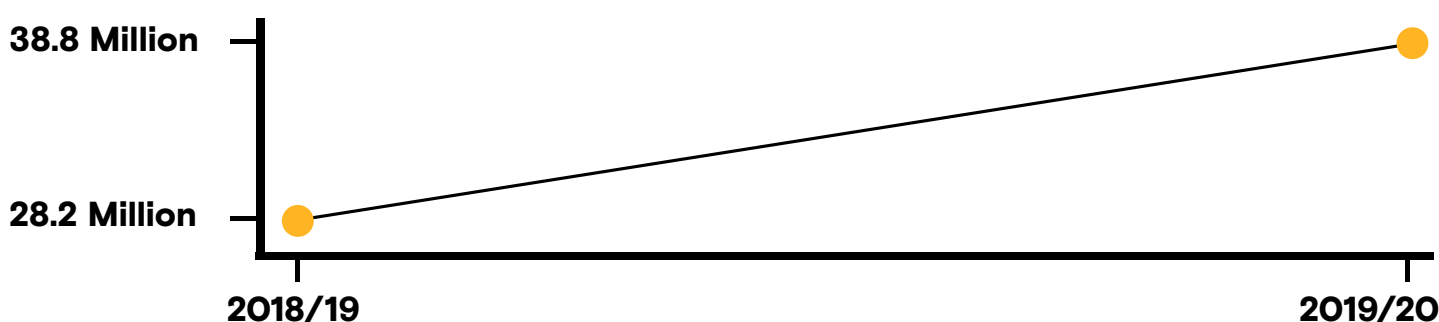



**92** MEMBERS OF THE PUBLIC


KILLED DUE TO WORK-RELATED ACTIVITIES

\*excluding those that died in Local Authority enforced workplaces

### WORKING DAYS LOST:

Increased from 28.2 million in 2018/19 to 38.8 million in 2019/20



More than half due to mental ill-health such as stress, depression and anxiety

£  
£16.2 billion estimated economic cost

### CONVICTIONS:

**325**

prosecuted cases resulted in a conviction

**£35.8 million**

in fines from convictions

“Although Great Britain continues to be up there with the safest places in the world to work, these figures highlight the scale of the challenge HSE currently faces in making Britain an even healthier and safer place to work[...]We must continue to drive home the importance of managing risk and promoting behaviours to ensure employers work right so that workers are able to go home healthy and safe at the end of each day.”

HSE Chair, Sarah Newton

For more information about how to implement dynamic risk assessments and other solutions to improve lone worker safety, contact us today.

Visit [peoplesafe.co.uk](https://www.peoplesafe.co.uk)